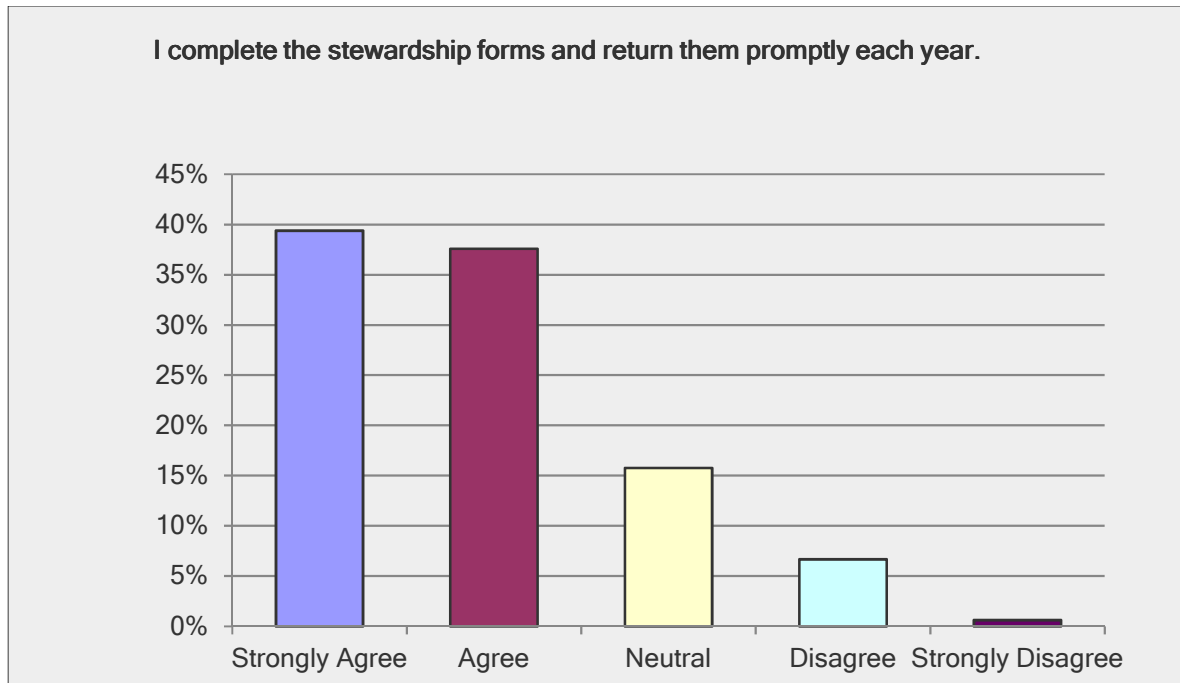
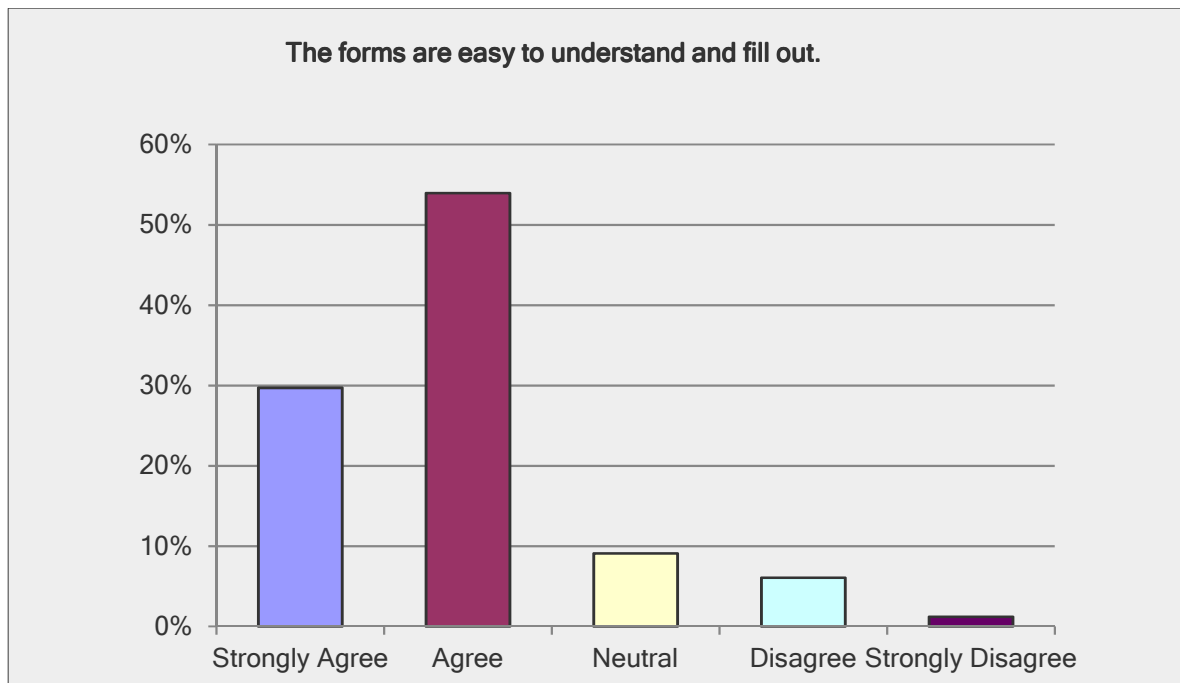


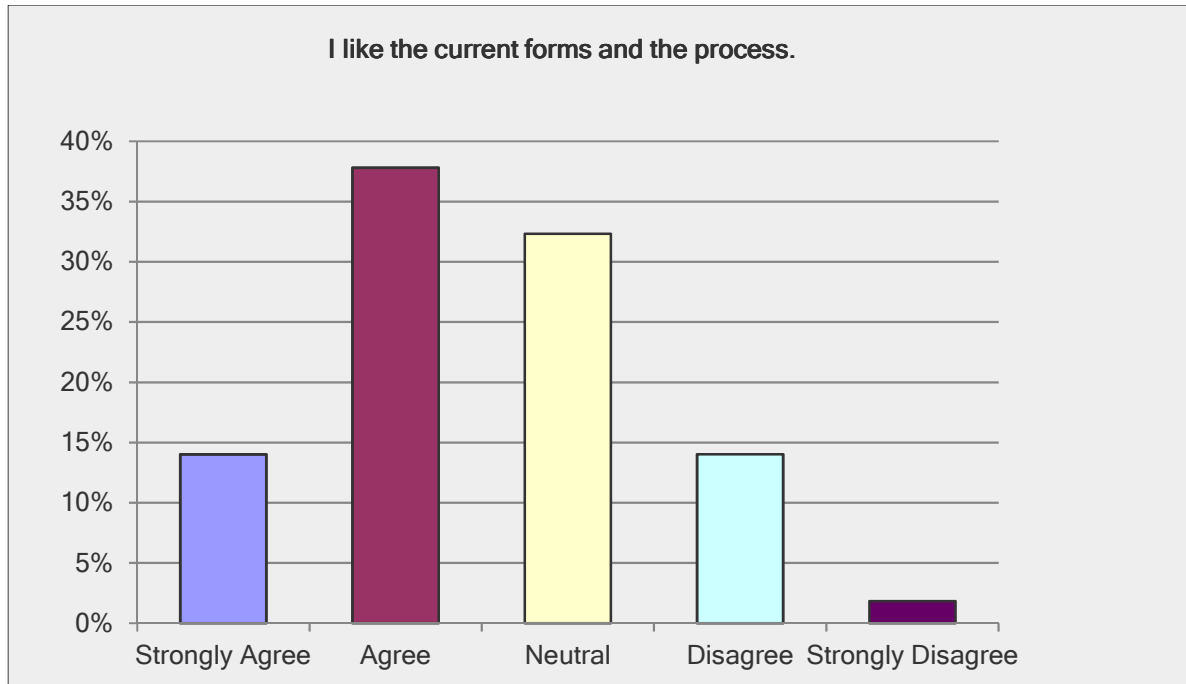
I complete the stewardship forms and return them promptly each year.			Paper Surveys		Total Surveys	
Answer Options	Response Percent	Response Count	Response Percent	Response Count	Response Percent	Response Count
Strongly Agree	38.7%	58	47%	7	39%	65
Agree	37.3%	56	40%	6	38%	62
Neutral	16.0%	24	13%	2	16%	26
Disagree	7.3%	11	0%	0	7%	11
Strongly Disagree	0.7%	1	0%	0	1%	1
<i>answered question</i>		150		15		165
<i>skipped question</i>		0		0		0



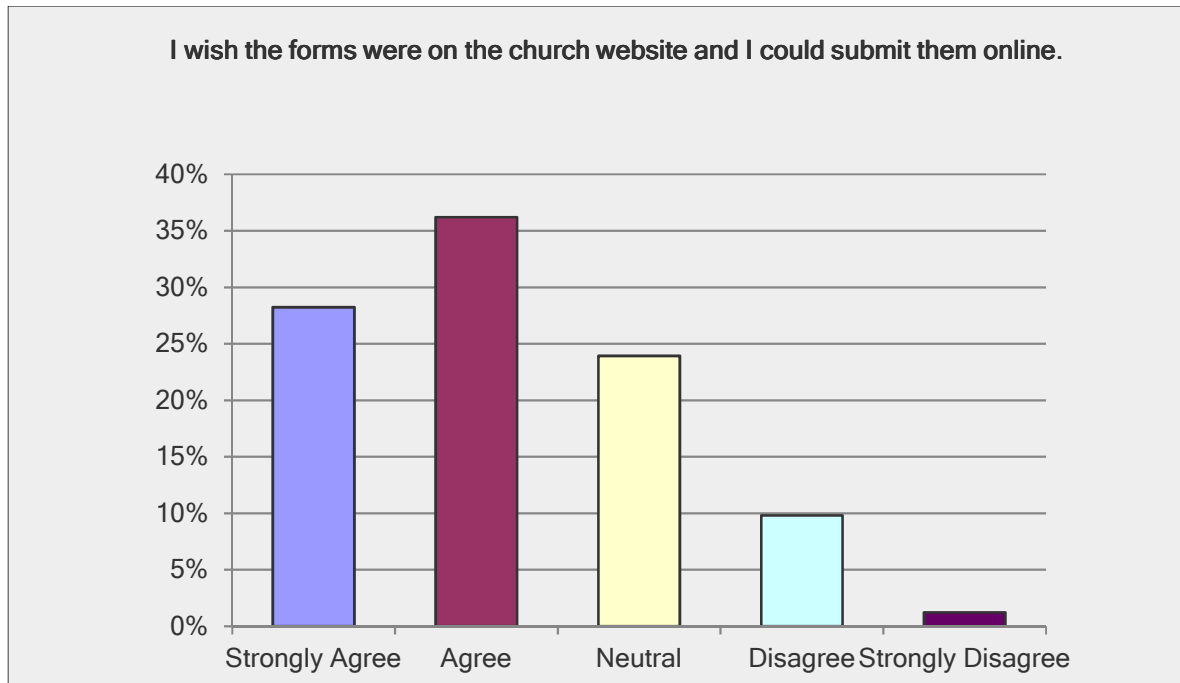
The forms are easy to understand and fill out.			Paper Surveys		Total Surveys	
Answer Options	Response Percent	Response Count	Response Percent	Response Count	Response Percent	Response Count
Strongly Agree	28.7%	43	40%	6	30%	49
Agree	54.0%	81	53%	8	54%	89
Neutral	10.0%	15	0%	0	9%	15
Disagree	6.7%	10	0%	0	6%	10
Strongly Disagree	0.7%	1	7%	1	1%	2
<i>answered question</i>		150		15		165
<i>skipped question</i>		0		0		0



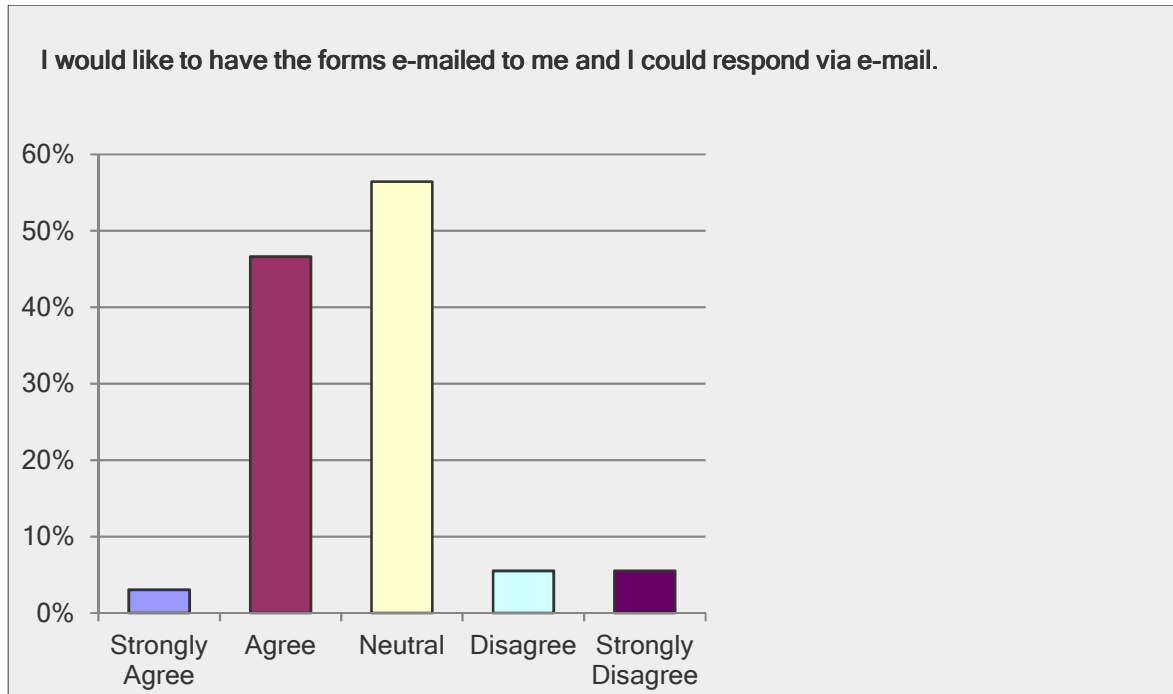
I like the current forms and the process.			Paper Surveys		Total Surveys	
Answer Options	Response Percent	Response Count	Response Percent	Response Count	Response Percent	Response Count
Strongly Agree	13.4%	20	20%	3	14%	23
Agree	36.2%	54	53%	8	38%	62
Neutral	34.2%	51	13%	2	32%	53
Disagree	15.4%	23	0%	0	14%	23
Strongly Disagree	0.7%	1	13%	2	2%	3
<i>answered question</i>		149		15		164
<i>skipped question</i>		1		0		1



I wish the forms were on the church website and I could submit them online.			Paper Surveys		Total Surveys	
Answer Options	Response Percent	Response Count	Response Percent	Response Count	Response Percent	Response Count
Strongly Agree	28.4%	42	29%	4	28%	46
Agree	37.8%	56	21%	3	36%	59
Neutral	25.7%	38	7%	1	24%	39
Disagree	7.4%	11	36%	5	10%	16
Strongly Disagree	0.7%	1	7%	1	1%	2
<i>answered question</i>		148		14		162
<i>skipped question</i>		2		1		3

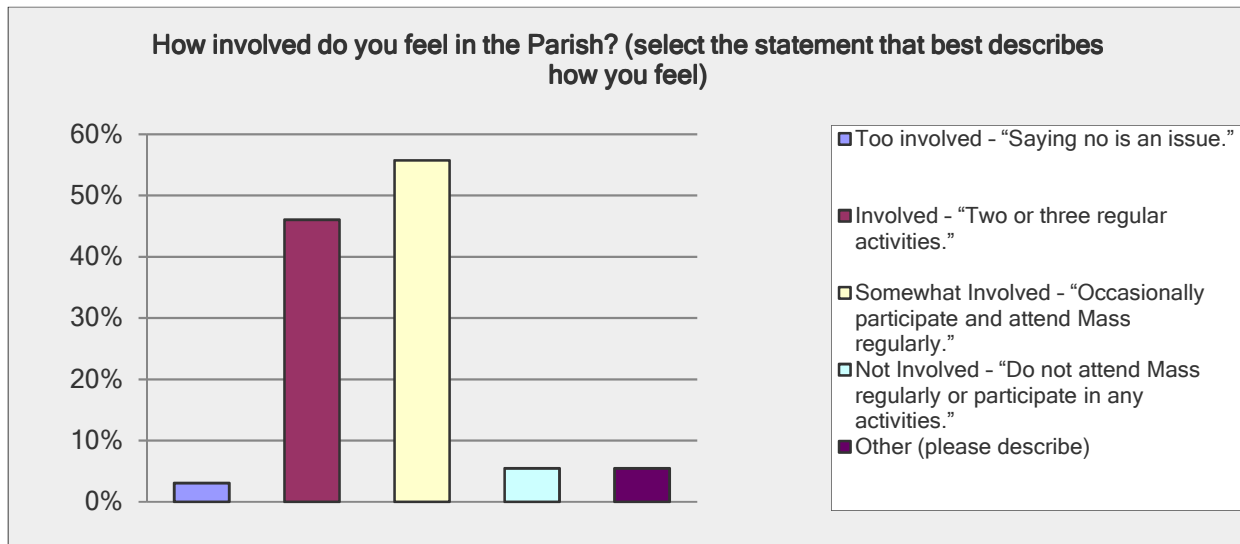


I would like to have the forms e-mailed to me and I could respond via e-mail.			Paper Surveys		Total Surveys	
Answer Options	Response Percent	Response Count	Response Percent	Response Count	Response Percent	Response Count
Strongly Agree	21.5%	32	0%	0	3%	5
Agree	30.9%	46	21%	3	47%	76
Neutral	36.2%	54	14%	2	56%	92
Disagree	10.1%	15	50%	7	6%	9
Strongly Disagree	1.3%	2	14%	2	6%	9
<i>answered question</i>		149		14		163
<i>skipped question</i>		1		1		2

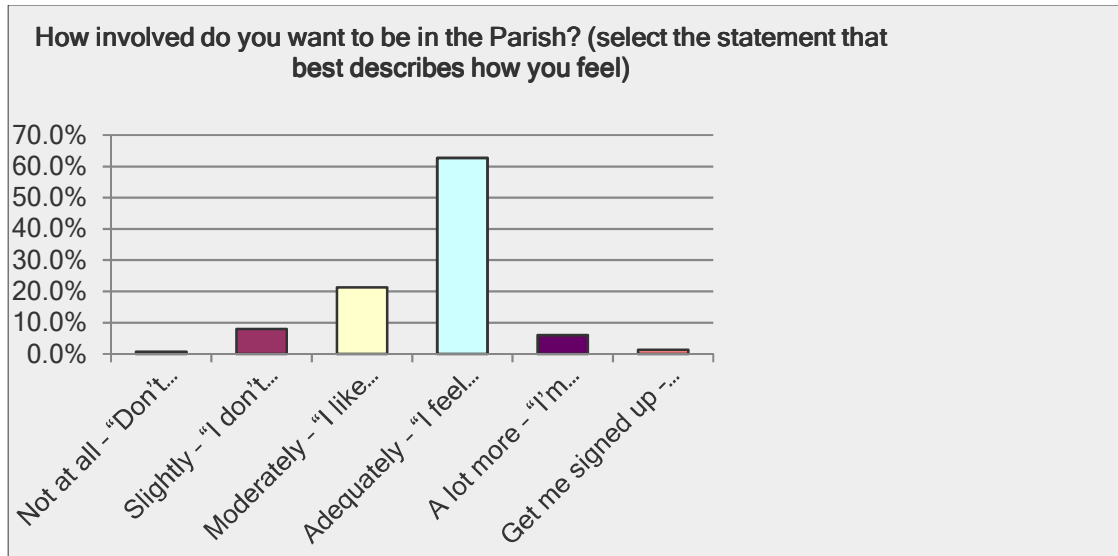


How involved do you feel in the Parish? (select the statement that best describes how you feel)			Paper Surveys		Total Surveys	
Answer Options	Response Percent	Response Count	Response Percent	Response Count	Response Percent	Response Count
Too involved - "Saying no is an issue."	2.0%	3	13%	2	3%	5
Involved - "Two or three regular activities."	48.0%	72	27%	4	46%	76
Somewhat Involved - "Occasionally participate and attend Mass regularly."	38.7%	58	53%	8	56%	92
Not Involved - "Do not attend Mass regularly or participate in any activities."	6.0%	9	0%	0	5%	9
Other (please describe)	5.3%	8	7%	1	5%	9
		answered question		15		165
		skipped question		0		0

"Unable to help"



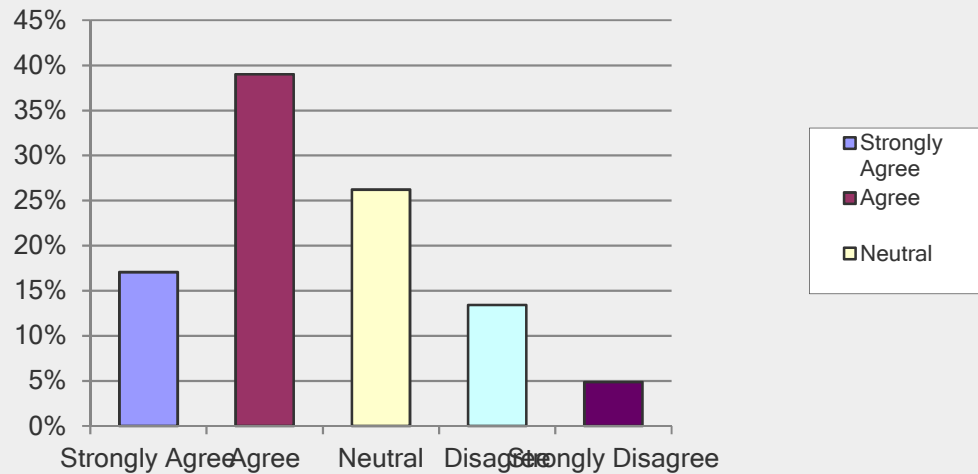
How involved do you want to be in the Parish? (select the statement that best describes how you feel)			Paper Surveys		Total Surveys	
Answer Options	Response Percent	Response Count	Response Percent	Response Count	Response Percent	Response Count
Not at all - "Don't call me, I'll call you."	0.7%	1	0%	0	1%	1
Slightly - "I don't mind helping, but I'd appreciate a break to recharge my battery."	8.0%	12	7%	1	8%	13
Moderately - "I like helping out where I can but not sure how or where to plug into the parish to see what's available."	21.3%	32	13%	2	21%	34
Adequately - "I feel like I'm right where I want and need to be."	62.7%	94	13%	10	63%	104
A lot more - "I'm already involved, but would like to take on more."	6.0%	9	7%	1	6%	10
Get me signed up - "I've got plenty of time and energy and ready to go! My phone number is:	1.3%	2	0%	0	1%	2
<i>answered question</i>		150		15		164
<i>skipped question</i>		0		1		1



I believe part of tithing is the physical act of writing out a check and placing it in the collection basket each week.

Answer Options	Response Percent	Response Count	Paper Surveys		Total Surveys	
			Response Percent	Response Count	Response Percent	Response Count
Strongly Agree	14.1%	21	40%	6	17%	28
Agree	38.9%	58	40%	6	39%	64
Neutral	28.2%	42	7%	1	26%	43
Disagree	14.8%	22		0	13%	22
Strongly Disagree	4.0%	6	13%	2	5%	8
		<i>answered question</i>		15		164
		<i>skipped question</i>		0		1

I believe part of tithing is the physical act of writing out a check and placing it in the collection basket each week.



I wish it was easier to make my financial tithes to the Parish by automatic withdrawal from my bank account.

Answer Options			Paper Surveys		Total Surveys	
	Response Percent	Response Count	Response Percent	Response Count	Response Percent	Response Count
Strongly Agree	14.0%	21	7%	1	13%	22
Agree	20.7%	31	7%	1	20%	32
Neutral	36.0%	54	29%	4	35%	58
Disagree	22.7%	34	43%	6	24%	40
Strongly Disagree	6.7%	10	14%	2	11%	18
<i>answered question</i>		150		14		164
<i>skipped question</i>		0		1		1

I wish it was easier to make my financial tithes to the Parish by automatic withdrawal from my bank account.

